













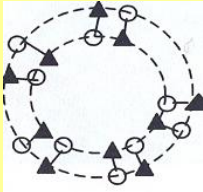


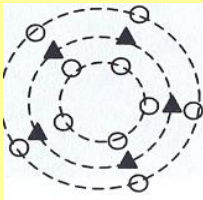


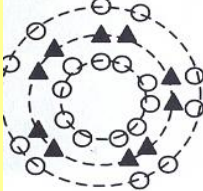
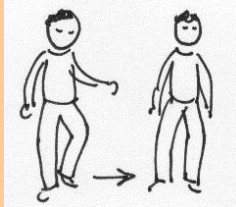

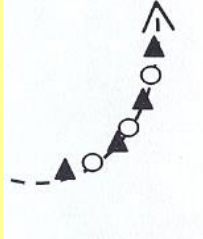
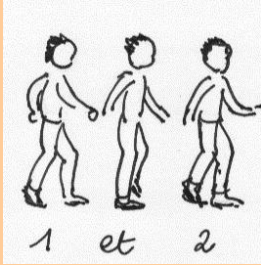

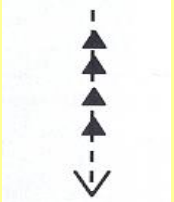

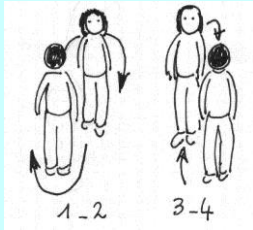
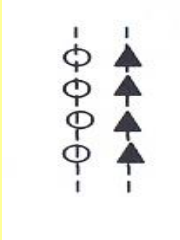
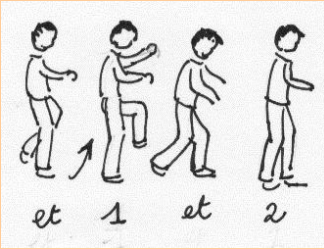
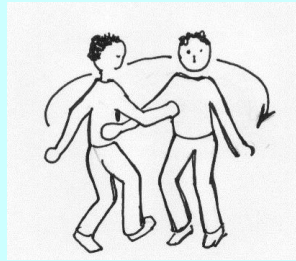
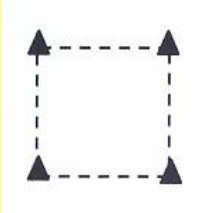


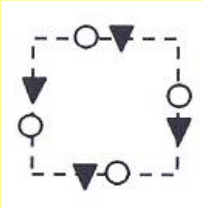


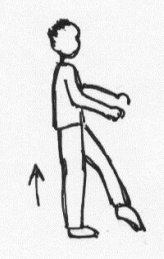



JEU DE CARTES POUR LA CREATION EN DANSE COLLECTIVE cycle 2 et 3

Pas		Figures		Formations	
Pas marché		Moulin		Individuellement	
Pas couru		Tour sur la ronde		Par couple	
Pas sautillé		Arche		Grand cercle	
Saut 2 pieds		Tunnel		Double cercle	

Pas chassé		Cortège		Double cercle par couple face à face	
Pas croisé		Salut		Triple cercle	
Pas de tcherkess		Déplacement latéral		Triple cercle par trios face à face	
Pas glissé latéral		Tour sur soi		Farandole	

<p>Pas de polka glissé</p>		<p>Frapper (des mains, pieds, sur les cuisses...)</p>		<p>File</p>	
<p>Pas de polka piqué</p>		<p>Dos à dos</p>		<p>2 lignes</p>	
<p>Pas de polka sauté</p>		<p>Tour crochette</p>		<p>Carré</p>	
<p>Pas de pivot (ou patinette)</p>		<p>Tour swing</p>		<p>Quadrille</p>	

<p>Pas de set (ou pas de basque)</p>		<p>Chaîne anglaise</p>			
<p>Saut un pied (talonné ou pointé)</p>					
<p>Pas de branle</p>					

*Les cartes peuvent être agrandies, découpées et plastifiées.
Les cartes vides sont destinées à être inventées par les élèves et l'enseignant(e).*